



CAMBRIDGE
SYSTEMATICS

Think  Forward

Changes to Project Prioritization Results

presented to

*Transit Service Delivery Advisory Committee
(TSDAC)*

presented by

Cambridge Systematics, Inc.

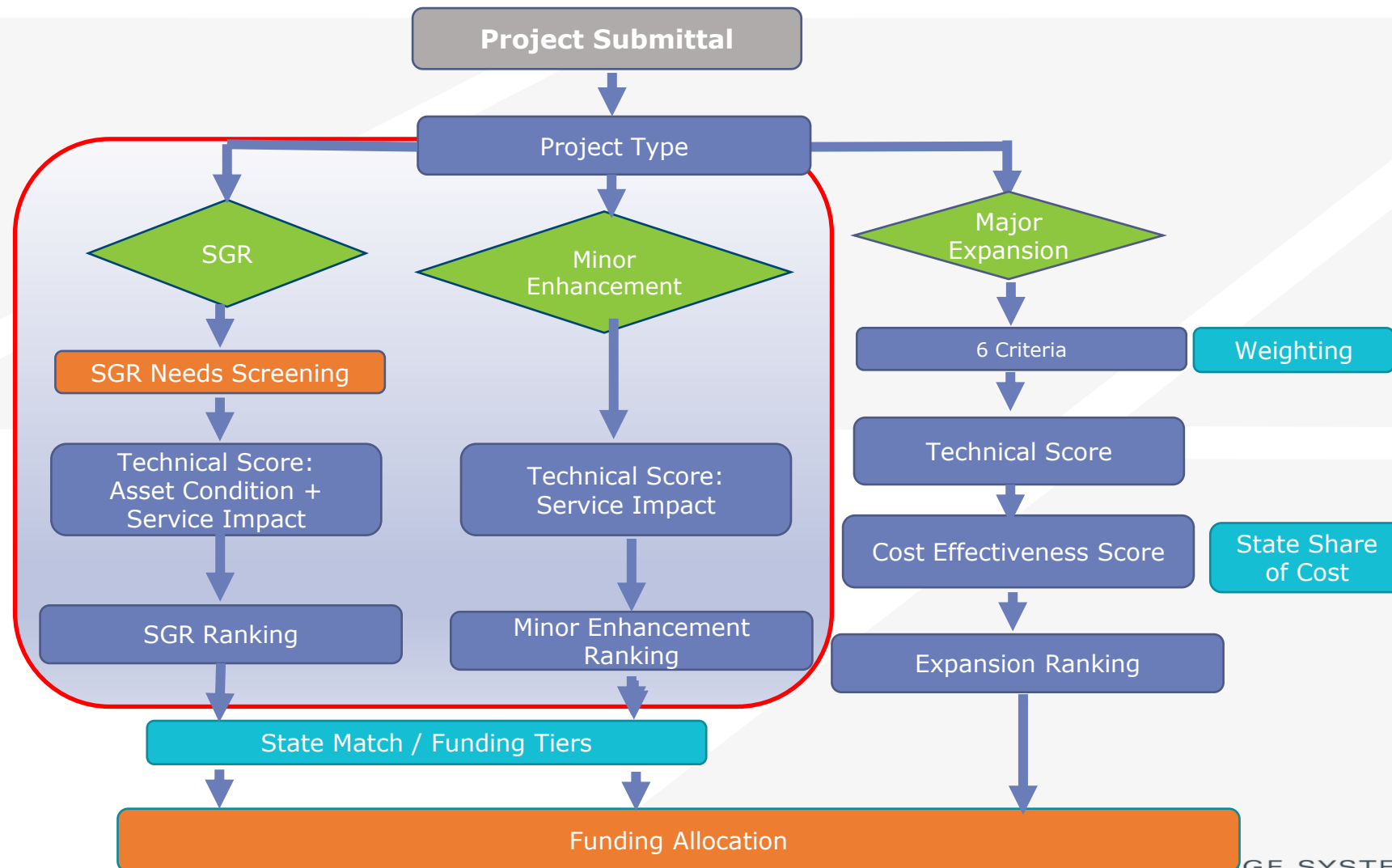
Thomas Harrington

April 30, 2018

Project Prioritization - Changes

- Initial prioritization results were presented during the April 11th TSDAC webinar
- Based on review of the initial funding results, the following changes/findings were made:
 - » Revised scoring scheme for the asset condition criteria was tested
 - » Distribution of funds between SGR and ME categories will be based on funding split formulas – in effect, separate ranked lists will be created for SGR and ME projects

Current Focus - SGR and Minor Expansion Scoring



Asset Condition Rating – Age and Mileage

- Original: Asset condition score = maximum score between the age and mileage-based scores
- Revised: For vehicles, asset condition score = weighted average of the age and mileage-based scores (60% mileage score and 40% age score).
- For non-vehicle assets, only age score is used (changed to apply the same age thresholds for vehicles and non-vehicle assets)

Age Score System	
< ULB	0
=0 years beyond ULB	30
<=1	35
<=2	40
<=3	45
<=4	50
<=5	55
>5	60

Mileage Score System	
< 95% of ULB Mileage	0
+/- 5% ULB Mileage	30
5-10% > ULB Mileage	35
10-15% > ULB Mileage	40
15-20% > ULB Mileage	45
20-25% > ULB Mileage	50
25-30% > ULB Mileage	55
>30% ULB Mileage	60

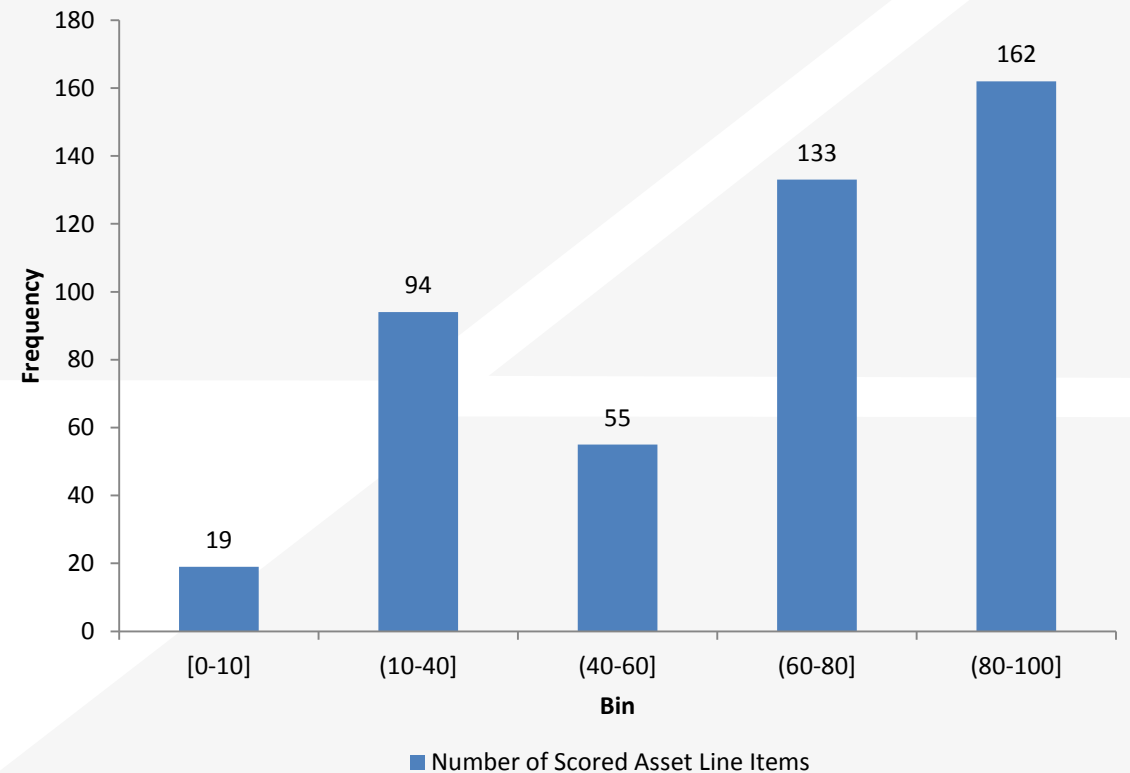


Overall Scoring Summary (First Run)

- 463 items scored
- 64 percent of line items have scored 60 points or more
- 76 percent of line items have scored 40 or more points (upper limit for minor expansion total score)

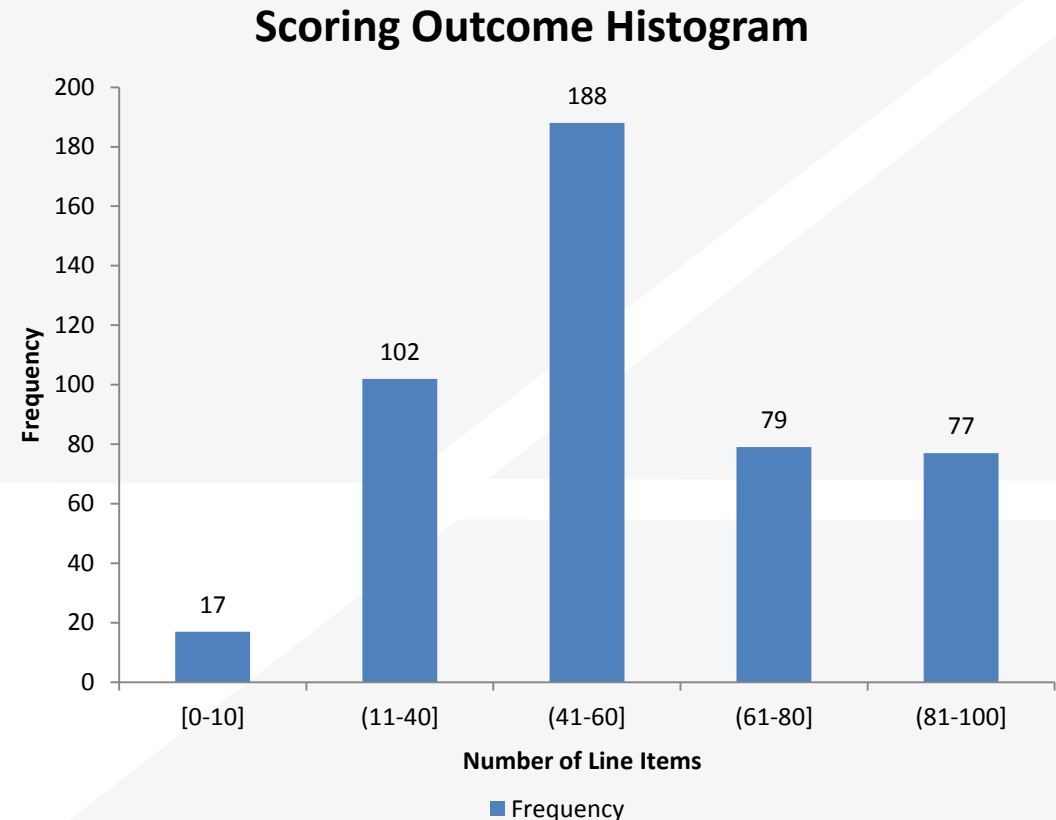
Note that vehicle assets have been disaggregated to an individual asset level.

Scoring Outcome Histogram



Overall Scoring Summary (Revised Scoring)

- 463 items scored
- **34** percent of line items have scored 60 points or more
- **74** percent of line items have scored 40 or more points (upper limit for minor expansion total score)



Changes in SGR Projects Scoring

- Average vehicle score – changes from 74 to 62
- Minor changes in other assets due to new age categories
- No changes to Minor Enhancements

State of Good Repair - Project Type	Sample		
	Size	April 11	April 30
Admin/Maintenance Facilities	9	57	57
Bus Shelters/Customer Facilities	5	51	56
Maintenance equipment & parts	15	56	58
System Infrastructure	5	53	53
Technology - Administrative	16	53	53
Technology - Operations	11	57	57
Vehicle - Revenue vehicles	309	74	62
Total	370	71	61