



COMMONWEALTH of VIRGINIA

Office of the

SECRETARY of TRANSPORTATION

American Recovery and Reinvestment Act of 2009

Pierce R. Homer
Secretary of Transportation
February 2009



Goals and Major Provisions

- **Jobs**
- **Industry preservation**
- **100% federal share**
- **Supplemental funding**
- **Federal oversight/reporting**
- **No earmarks**
- **Maintenance of effort**

Maintenance of Effort Provision

- **Within 30 days of enactment, Governor shall certify that the State will maintain its effort with regard to State funding**
- **Governor to submit statement identifying amount of funds State planned to expend as of enactment date from non-federal sources in the period beginning on date of enactment through September 30, 2010**
- **February 13 – Special CTB Meeting to reduce highway projects by \$2 billion**

Transportation: \$47.9 Billion (6.1% of total)

- **Highways** **\$27.5 B**
- **Nationwide Grant program** **\$1.5 B**
- **Aviation** **\$1.3 B**
- **Rail** **\$9.3 B**
- **Public transportation** **\$8.4 B**

Discretionary Grant Program: \$1.5 Billion

- **\$1.5 B competitive program for projects of national or regional significance**
 - \$200 M for TIFIA
- **Administered by USDOT, rules to be developed**
- **Eligible projects shall include but not be limited to**
 - Highways, bridges, eligible under title 23
 - Improvements to rural collectors
 - Transit under chapter 53 of title 49
 - Passenger and freight rail
 - Port infrastructure

Aviation: \$1.3 Billion

- **\$200 M for FAA infrastructure**
- **\$1.1 B Grants for airport development, soundproofing, runway incursion prevention**
- **Direct funding to airports**

Rail: \$9.3 Billion

- **\$8 B high speed rail corridor program**
 - Available until 9/30/12
 - Within 120 days, USDOT to issue interim guidance to applicants
 - Guidance to have separate instructions for high speed corridor program, capital assistance for intercity passenger rail service grants and congestion grants
 - State role(s) not clear
- **\$1.3B for Amtrak capital grants**

HIGH-SPEED RAIL CORRIDOR DESIGNATIONS



Transit and Rail Initiatives in Virginia



Public Transportation: \$8.4 Billion

- **\$6.9B available through 9/30/2010**
 - \$5.5 B for urbanized area formula grants, directly to operators
 - \$700 M for rural area formula, pass through DRPT
 - \$700 M for growing states & high density program, rules to be developed
 - 50% must be obligated within 180 days, portion not obligated is redistributed to other transit agencies or States
 - Remaining 50% must be obligated within 1 year or is redistributed
- **\$750 M in rail modernization grants, rules to be developed**
- **\$750 M in rail new starts grants, rules to be developed**

Highways: \$27.5 Billion

- **FHWA must inform states of funding level by February 28, 2009**
- **States must obligate at least 50% of funds obligated within 120 days; if rule not met, state loses a portion of funding**
- **3% of highway funds off the top for enhancement projects**

Highways: \$27.5 Billion

- **Distribution of Highway Funding**
- **Formula for distribution to states:**
 - 50% of funds through STP formula (25% lane miles; 40% VMT; 35% tax payments)
 - 50% overall share of funding in 2008
- **Priority to projects:**
 - That will be completed within 3 years
 - Are in economically distressed areas but still qualify for federal funding
 - Per capita income is 80% of the national average.
 - Unemployment rate is at least 1% higher
 - USDOT determines it is or will be an economic special need
 - Unclear how this requirement conforms to allocation requirements

Highways: \$27.5 Billion

- **Virginia expected to receive approximately \$650 to \$700 M**
 - **3% enhancement projects: \$19.5 to \$21 M**
 - **30% distributed by federal STP population formula: \$195 to \$210 M**
 - **\$110 to 118 M for urbanized MPOs**
 - **67% available for statewide projects: \$435.5 to \$469 M**
 - **Must obligate \$325 to \$350 M within 120 days**
 - **MPO concurrence required in 13 urban areas and FHWA approval**
 - **All projects must meet all federal requirements**

STP Population Formula: \$210 M

Bristol	5.0%	\$10.5
Culpeper	4.4%	\$9.3
Fredericksburg/MPO	5.9%	\$12.4/\$1.4
Hampton Roads/MPO	23.0%	\$48.3/\$41.4
Lynchburg	5.3%	\$11.1
Northern Virginia/MPO	25.6%	\$53.8/\$51.6
Richmond/MPO	15.3%	\$32.1/\$24.2
Salem	9.0%	\$18.9
Staunton	6.5%	\$13.7

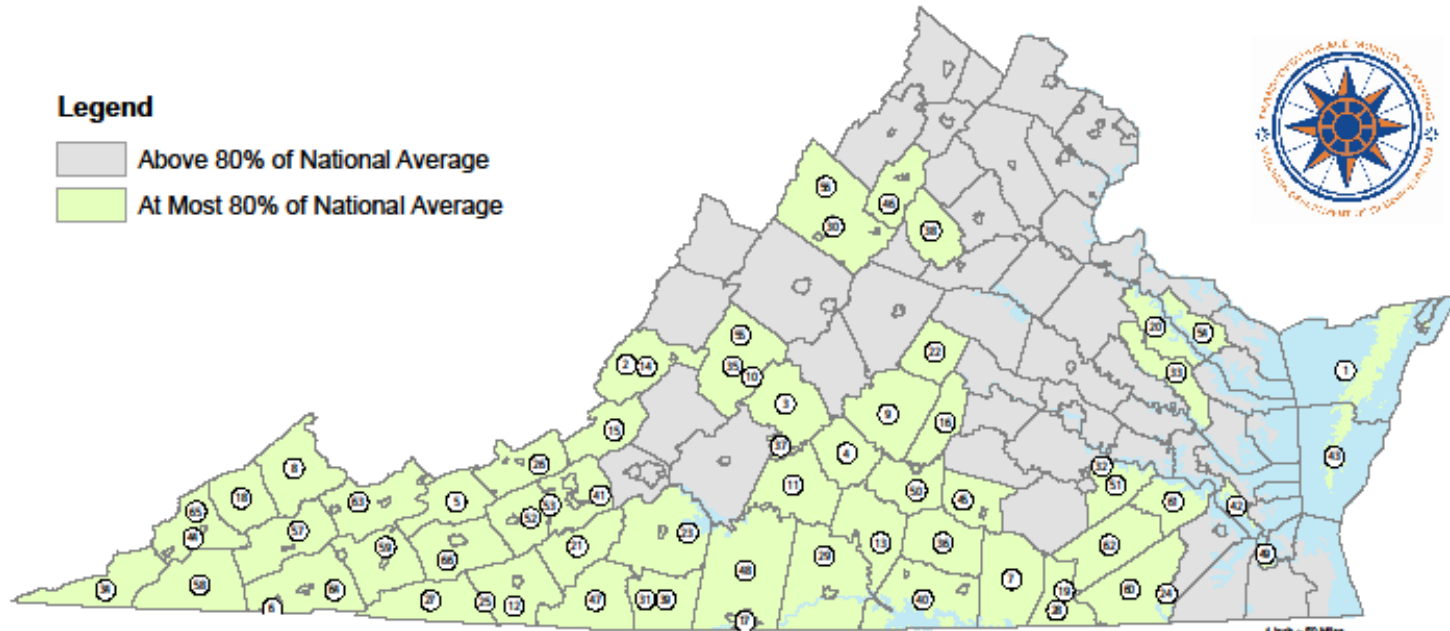
Figures in millions

COMMONWEALTH OF VIRGINIA

Areas with Per Capita Income at most 80 percent of the US Per Capita Income*

Legend

- Above 80% of National Average
- At Most 80% of National Average



*Data Source: US Bureau of Economic Analysis, 2005

1 Accomack County	11 Campbell County	21 Floyd County	31 Henry County	41 Montgomery County	51 Prince George County	61 Surry County
2 Alleghany County	12 Carroll County	22 Fluvanna County	32 City of Hopewell	42 City of Newport News	52 Pulaski County	62 Sussex County
3 Amherst County	13 Charlotte County	23 Franklin County	33 King and Queen County	43 Northampton County	53 City of Radford	63 Tazewell County
4 Appomattox County	14 City of Covington	24 City of Franklin	34 Lee County	44 City of Norton	54 Richmond County	64 Washington County
5 Bland County	15 Craig County	25 City of Galax	35 City of Lexington	45 Nottoway County	55 Rockbridge County	65 Wise County
6 Bristol County	16 Cumberland County	26 Giles County	36 Lunenburg County	46 Page County	56 Rockingham County	66 Wythe County
7 Brunswick County	17 City of Danville	27 Grayson County	37 City of Lynchburg	47 Patrick County	57 Russell County	
8 Buchanan County	18 Dickenson County	28 City of Greenville	38 Madison County	48 Pittsylvania County	58 Scott County	
9 Buckingham County	19 City of Emporia	29 City of Halifax	39 City of Martinsville	49 City of Portsmouth	59 Smyth County	
10 City of Buena Vista	20 Essex County	30 City of Harrisonburg	40 Mecklenburg County	50 Prince Edward County	60 Southampton County	

Data source: publicly available data from the US Bureau of Economic Analysis. The Commonwealth of Virginia is not responsible for any errors or omissions in this data. The Commonwealth of Virginia is not responsible for any errors or omissions in this data. The Commonwealth of Virginia is not responsible for any errors or omissions in this data. The Commonwealth of Virginia is not responsible for any errors or omissions in this data.

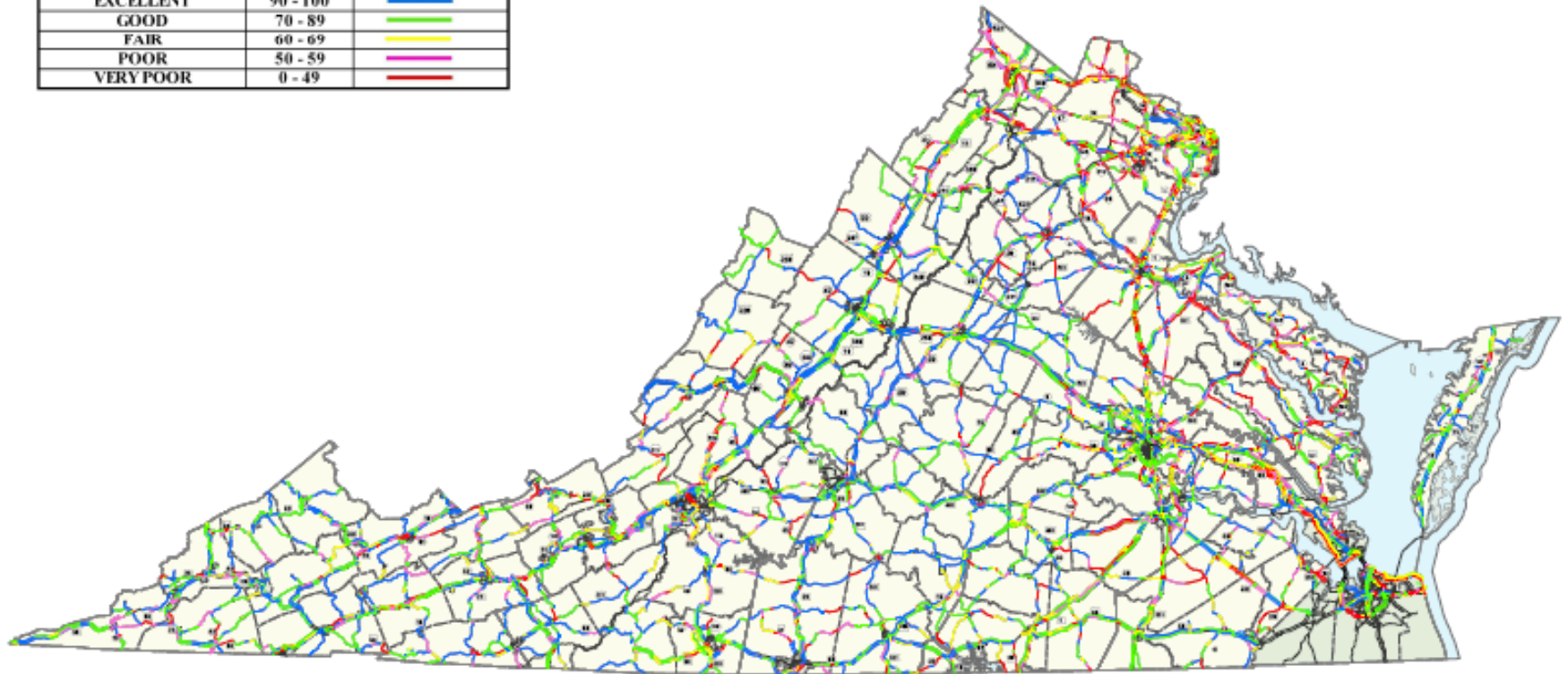
Stimulus Priorities – Maintenance/State of Good Repair

- **Pavement: Up to \$300 M in immediate paving contracts can meet federal 120 day and other requirements**
- **Bridges: Up to \$60 M in immediate bridge repair/replacement contracts can meet federal 120 day and other requirements**
- **Transit (regional decisions)**
 - **Metrorail state of good repair**
 - **Norfolk light rail construction**
 - **Bus replacement and bus maintenance facilities**

INTERSTATE AND PRIMARY PAVEMENT CONDITION - 2008

\$1 Billion in immediate needs

PAVEMENT CONDITION	CCI RATING	COLOR SCHEME
EXCELLENT	90 - 100	Blue
GOOD	70 - 89	Green
FAIR	60 - 69	Yellow
POOR	50 - 59	Magenta
VERY POOR	0 - 49	Red



0 5 10 20 30 40 Miles

Denotes pavement sections 1) not maintained by VDOT
2) overlaps with other sections 3) not rated

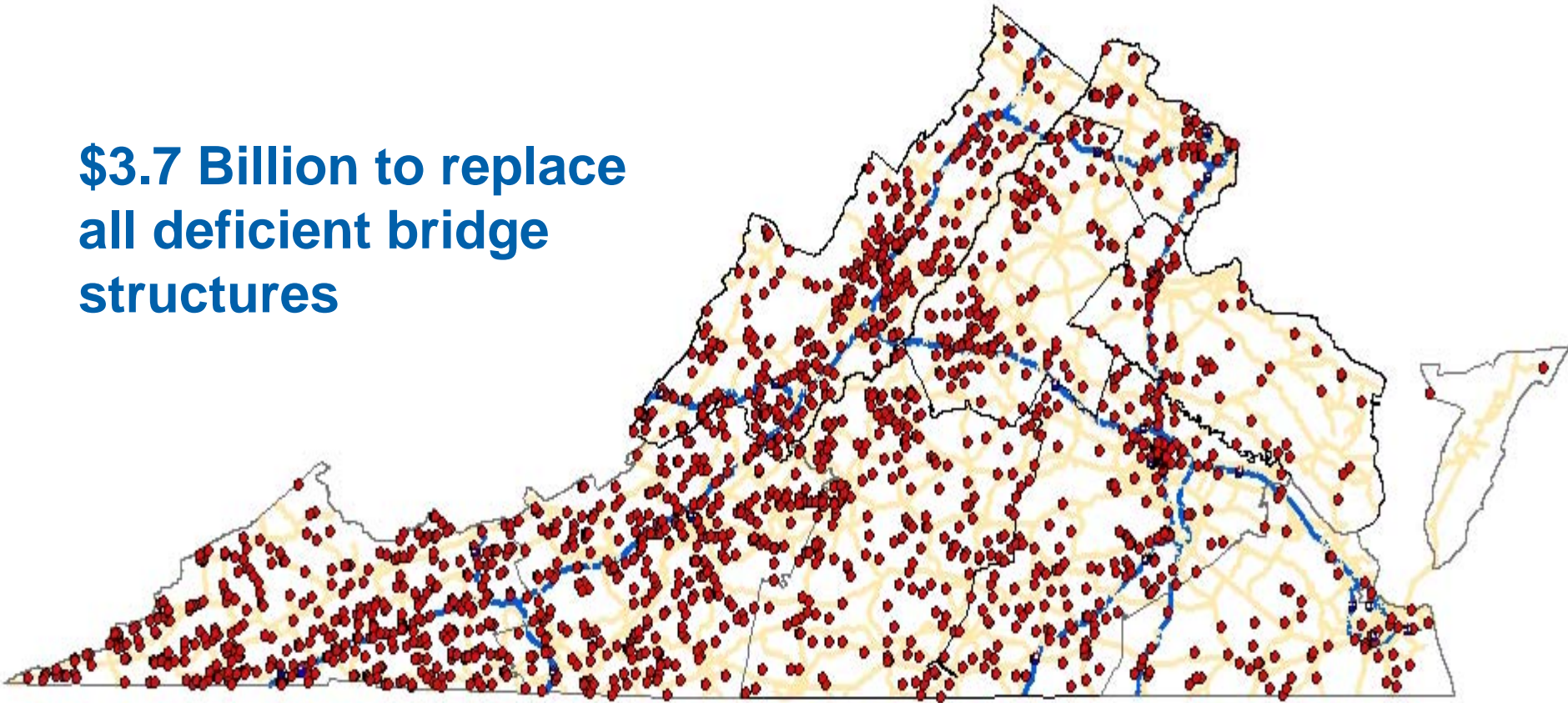
Note: Data was collected between December 2007 and March 2008

VDOT Virginia Department of Transportation

Asset Management

Deficient Bridge Structures

**\$3.7 Billion to replace
all deficient bridge
structures**



Other Illustrative Projects

- **BRAC Improvements**
 - Fort Belvoir
 - Fort Lee
- **Economic Distress/Economic Development**
 - Coalfields Expressway PPTA
 - Heartland Rail Corridor
 - National Gateway/I-95 freight rail
 - Route 58 PPTA (pending NEPA)
- **Bridge and Pavement Replacement**
 - I-95 bridges in Richmond District
 - I-64/I-664 pavement in Hampton Roads District
 - I-64 Corridor in Richmond District
 - I-66 Corridor in Northern Virginia District
 - I-81 Corridor in three districts
- **808 projects cancelled or delayed in SYIP on February 13, 2009**
- **607 projects cancelled or delayed in SYIP on June 19, 2008**



COMMONWEALTH of VIRGINIA

Office of the

SECRETARY of TRANSPORTATION

American Recovery and Reinvestment Act of 2009

Pierce R. Homer
Secretary of Transportation
February 2009

