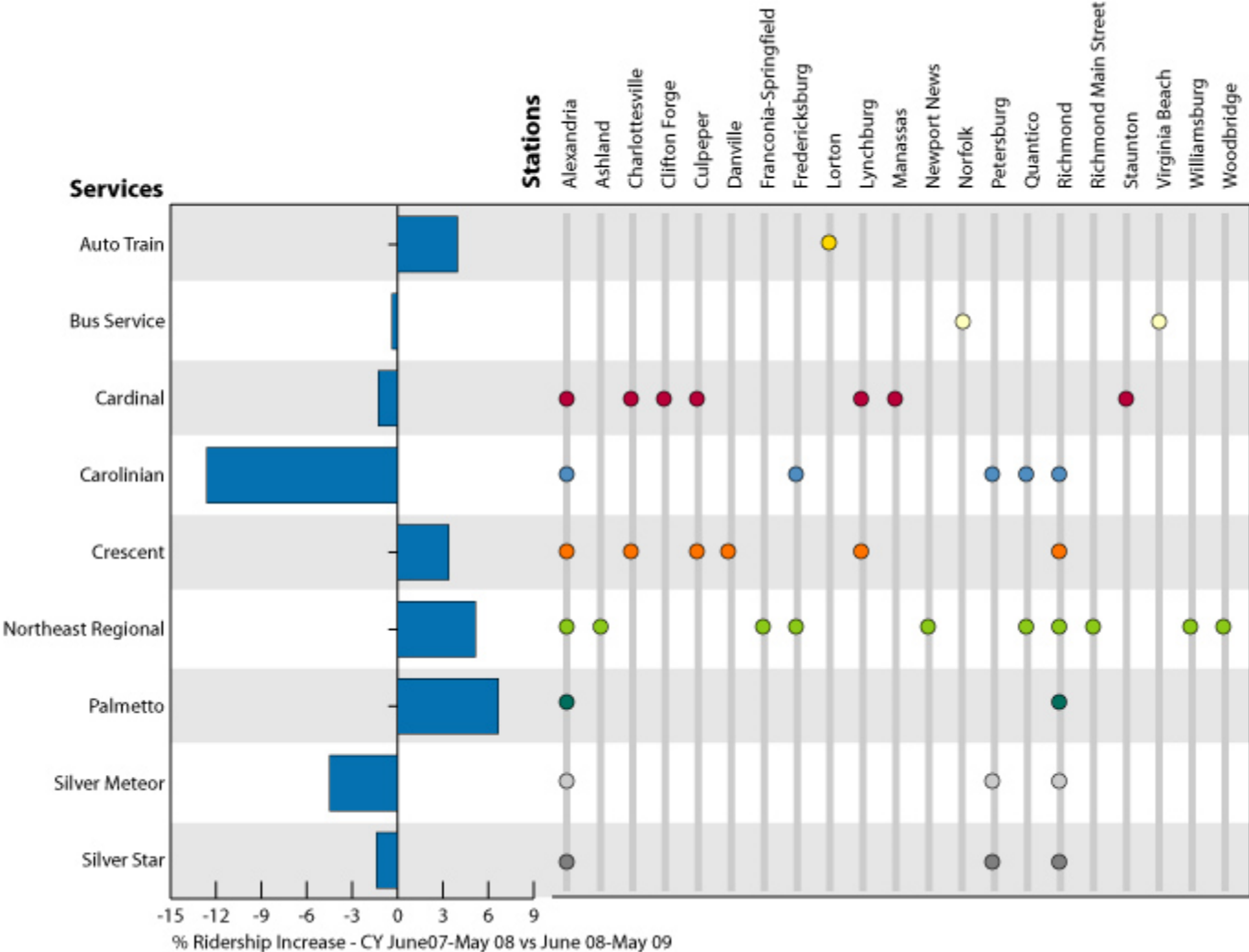

Amtrak Performance Update Virginia Rail Advisory Board

July 2009

Amtrak Ridership in Virginia by Service year over year

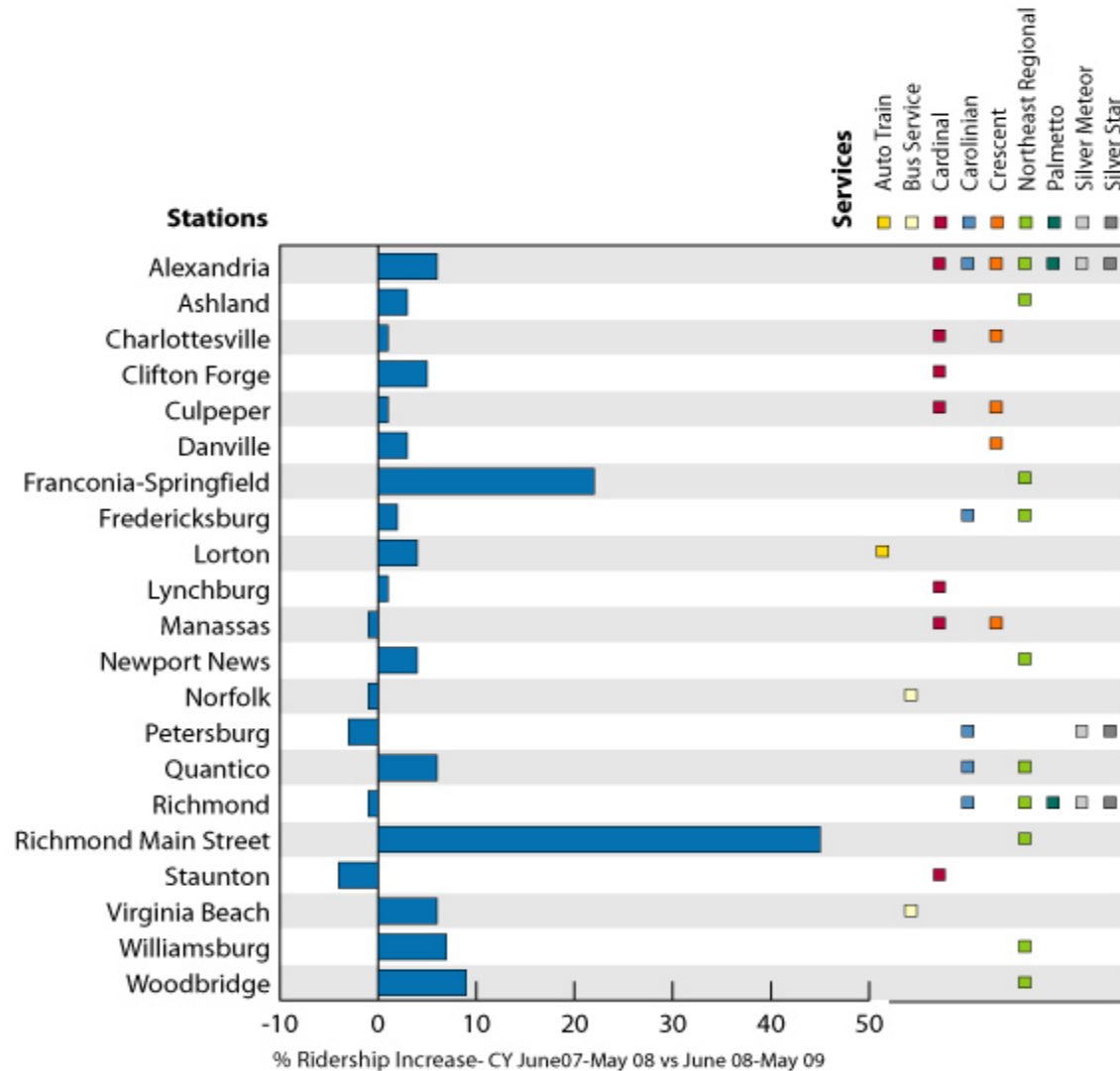


12 Month Total Amtrak Passengers On-Off by Service in Virginia

	12 Month Ridership
	Ons-Offs
AUTO TRAIN	234,120
BUS SERVICE	47,323
CARDINAL	35,093
CAROLINIAN	63,686
CRESCENT	81,842
PALMETTO	43,734
REGIONAL	485,552
SILVER METEOR	22,662
SILVER STAR	32,467
Total	1,046,479

Note: Special Trains not included

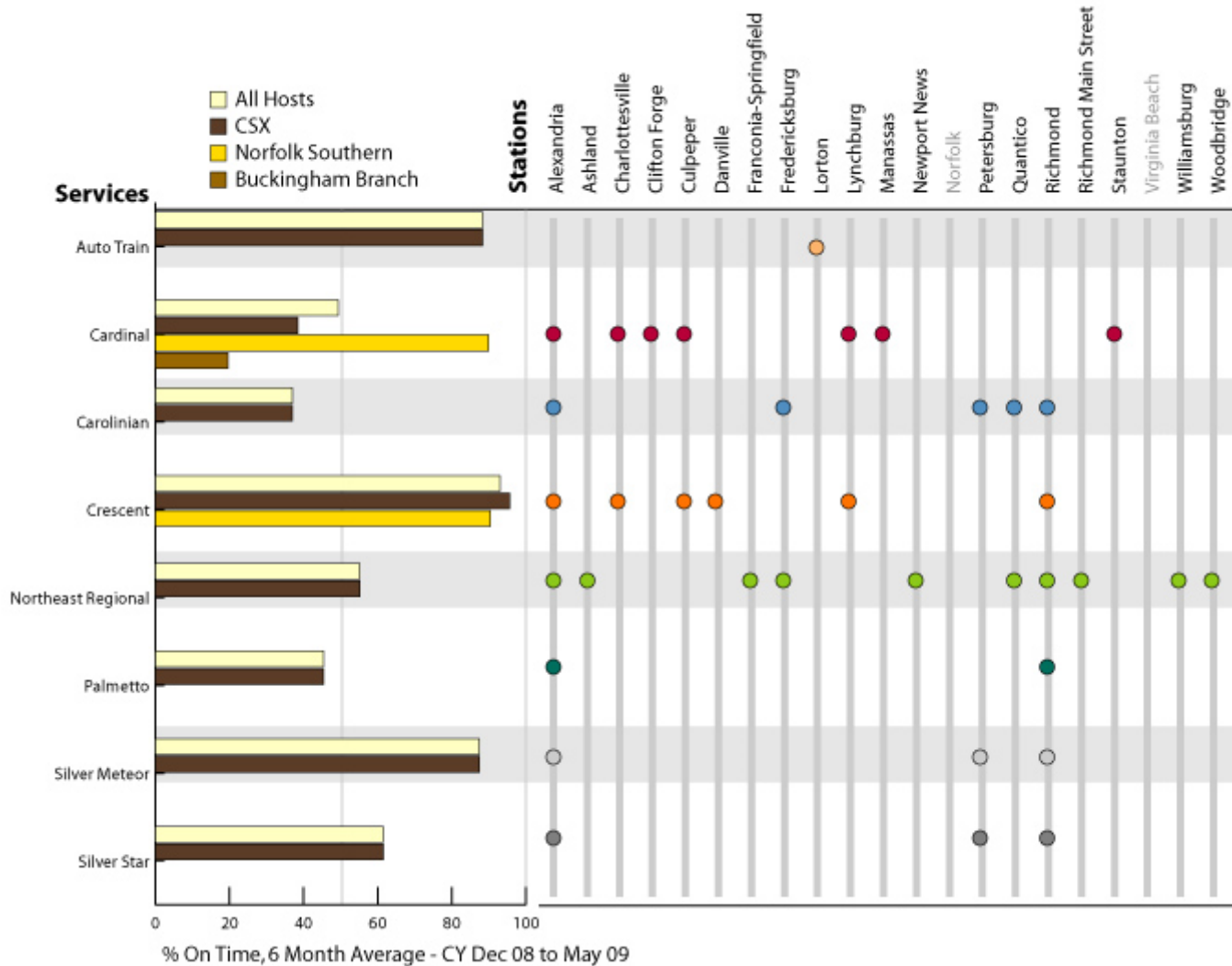
Virginia Ridership by Station Year over Year



12 Month Total Amtrak Passengers On-Off by Virginia Station

	12 Month Ridership
	Ons-Offs
RICHMOND	259,936
LORTON	234,120
NEWPORT NEWS	129,824
ALEXANDRIA	119,178
CHARLOTTESVILLE	58,846
WILLIAMSBURG	48,800
FREDERICKSBURG	40,814
LYNCHBURG	23,706
PETERSBURG	20,115
RICHMOND MAIN STREET	23,267
ASHLAND	16,261
QUANTICO	14,902
NORFOLK	11,019
MANASSAS	8,897
VIRGINIA BEACH	7,805
STAUNTON	6,101
WOODBIDGE	6,352
DANVILLE	5,922
CULPEPER	4,948
CLIFTON FORGE	3,855
FRANCONIA-SPRGG	2,788
Totals	1,047,456

Amtrak on time performance in Virginia by Service and Carrier



All Carriers OTP Past 6 Months

	Dec-08	Jan-09	Feb-09	Mar-09	Apr-09	May-09	6 Month Average
Auto Train	88.7%	95.2%	98.2%	75.8%	80.0%	91.9%	88.30%
Cardinal	50.0%	56.8%	51.4%	44.9%	43.6%	49.4%	49.35%
Cardinian	48.4%	54.1%	51.8%	33.3%	16.7%	17.7%	37.00%
Crescent	88.7%	96.8%	94.6%	87.9%	95.0%	95.2%	93.03%
Northeast Regional	55.3%	64.0%	53.7%	42.0%	55.9%	60.8%	55.28%
Palmetto	54.8%	45.2%	57.1%	37.1%	36.7%	41.9%	45.47%
Silver Meteor	90.3%	90.2%	94.6%	72.6%	86.7%	90.3%	87.45%
Silver Star	71.0%	74.2%	69.6%	48.4%	46.7%	59.7%	61.60%
							64.69%

CSX OTP Past 6 Months

	Dec-08	Jan-09	Feb-09	Mar-09	Apr-09	May-09	6 Month Average
Auto Train	88.7%	95.2%	98.2%	75.8%	80.0%	91.9%	88.30%
Cardinal	34.6%	48.1%	41.7%	38.5%	30.8%	37.0%	38.45%
Cardinian	48.4%	54.1%	51.8%	33.3%	16.7%	17.7%	37.00%
Crescent	87.1%	100.0%	98.2%	93.5%	98.3%	96.8%	95.65%
Northeast Regional	55.3%	64.0%	53.7%	42.0%	55.9%	60.8%	55.28%
Palmetto	54.8%	45.2%	57.1%	37.1%	36.7%	41.9%	45.47%
Silver Meteor	90.3%	90.2%	94.6%	72.6%	86.7%	90.3%	87.45%
Silver Star	71.0%	74.2%	69.6%	48.4%	46.7%	59.7%	61.60%
							63.65%

NS OTP Past 6 Months

	Dec-08	Jan-09	Feb-09	Mar-09	Apr-09	May-09	6 Month Average
Cardinal	96.2%	81.5%	100.0%	84.6%	80.8%	96.3%	89.90%
Crescent	90.3%	93.5%	91.1%	82.3%	91.7%	93.5%	90.40%
							90.15%

BBRR OTP Past 6 Months

	Dec-08	Jan-09	Feb-09	Mar-09	Apr-09	May-09	6 Month Average
Cardinal	19.2%	40.7%	12.5%	11.5%	19.2%	14.8%	19.65%
							19.65%